

**REMOVE IT OR  
LOSE IT!**

Most thefts from vehicles are known as “*crimes of opportunity*”. Don’t make yourself an easy target by leaving your valuables out in the open!

Before leaving your vehicle, either remove or lock the following items in your glove compartment or trunk:

- GPS Devices
- Cell Phones
- Purses and wallets
- Laptop computers and/or tablets
- Portable video games
- Gifts and presents
- Cameras
- MP3 players
- Jewelry & other valuables



## Protect your USB drive


- Attach a lanyard to the drive to keep from misplacing it.
- Never save sensitive files in it i.e. social security number, photocopy images of your passport, etc.
- Write your name on the outside of your USB drive with a Sharpie.
- Create a simple word document in your USB drive titled “Thank you for finding my USB drive”. Include the following:
  - Your name
  - Email address
  - Phone number



## Combating Theft at Fitness Centers

- Keep valuables at home.
- Keep your smaller valuables with you while you workout.
- Never leave property in plain sight in your car or unattended in the gym.
- Lock your belongings in the trunk of your vehicle before reaching your destination.
- Always lock your car door and locker.

Revised 6/29/20



# Safeguarding Personal Property



## UCI Police Department

150 Public Services Building  
Irvine, CA 92697-4900  
(949) 824-5223  
[www.police.uci.edu](http://www.police.uci.edu)



## Lost Something?

**Report it right away!** Doing so will help the police department return the item back to you should it be turned in. It may also help determine whether there's a trend of possible thefts.

- Complete our 'Lost and Found' online form at [www.police.uci.edu/how-do-i/lost-found.php](http://www.police.uci.edu/how-do-i/lost-found.php)


or...

- Call **(949) 824-1885** to check whether it has been returned to the Police Department.

## Found Something?

In accordance with the law, a finder of lost property must turn it in to the proper authorities so that it can be returned to its rightful owner.

- Return the item to the UCI Police Department located at *410 East Peltason Drive, Irvine, CA 92697*



Thieves like to steal property they believe can be easily removed and sold. Take care to protect the following types of valuables:

1. Laptops and Tablets
2. Smartphones
3. Bicycles
4. Wallets
5. Jewelry

## Theft Prevention Tips



Purchase a U-Lock for your bicycle.



Don't carry large amounts of cash or flash expensive items.




Don't leave your belongings unattended in any public space (i.e. library, dining commons), even if you're simply going to the restroom!



Avoid hanging your purse or backpack on the back of the chair - it's an easy target for thieves.



Closing your room door is the best form of theft prevention.



## Laptop Theft

Students often leave laptops unattended during a study break. The library's tranquil, academic environment lull them into a false sense of security. *It's precisely what a thief wants – owners to drop their guard for just 10 seconds.*

### Follow these tips to ensure your laptop's safety

- Write down the manufacturer, model, serial number, and MAC address of your electronics (laptops, tablets, smart phones, etc.) as it will help police recover your property if it's lost or stolen.
- Don't walk away from your laptop, even for "a minute".
- Don't ask strangers to watch it for you.
- If you must sleep while you're studying in the library, *sleep on your laptop.*

